

## Light Source Safety Operating Instructions

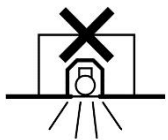
To ensure the quality, the lifespan and the safety of this product, please read this operation instruction carefully before installing this product, and keep it properly for future use.

以确保本产品的品质和寿命及安全，在安装本产品前，请仔细阅读本操作说明书，并妥善保管以备将来使用。


### \*Warning 警告\*:

- Install this product in compliance with national, regional, local and relevant laws and regulations  
安装本产品，请遵守所在国家，区域，地方和相关法律和规定
- To reduce the risk of electric shock or fire and to avoid damage to the product, do not install in the rain  
为降低电击或火灾风险和避免损坏本产品，请勿在雨中安装。
- The installer has specialized skills, and the operator must understand the technical standards and use the appropriate installation tools during installation  
安装人员具有专门的技能，操作者必须了解技术标准与安装时使用合适的安装工具
- If the wire insulation is found to be aged and falling off, it must be repaired and repaired by the manufacturer or its officially recognized service agent to prevent disasters.  
如发现电线绝缘老化，脱落，必须由制造商或其官方承认服务代理商负责维修与修复，以防发生灾害。

### \*Light source installation requirements 光源安装需求\*:



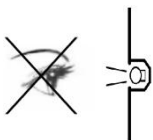
- It's not allowed to be used for closed fixture products;  
不可以用于密闭灯具;



- whether it is open environment use, or be installed in the fixture environment to use, the surface temperature of the light source can not exceed 70 degrees, otherwise the product may be damaged or shortened life.  
无论是开放式使用，还是装在灯具内使用，光源产品表面温度不可以超过 70 度，否则会产品可能损坏或者寿命缩短。



- When is lighting on, do not touch the lamp body to avoid burns.  
工作状态时，不要触摸灯体，避免烫伤。



- When lighting the lamp, the light should not be directed at the eyes to avoid damaging the eyes  
点灯时，灯光不要对着眼睛，避免伤害眼睛

**\*installation notes 安装注意事项\*:**

- Power off before replacement

更换前请先下电

- Do not be in violation of any fire regulations when using

使用时请勿违反任何消防规定

- Consult qualified electricians for technical support

向有资质的电工咨询技术支持

- If the supply cord is damaged, it shall be exclusively replaced by the manufacturer or his service agent or similar qualified person in order to avoid a hazard

如果电源线损坏，应由制造商或其服务代理或类似的合格人员专门更换，以便避免危险

- It is strongly recommended to wear gloves during installation to avoid injury during assembly or handling

强烈建议在安装时戴上手套，以免组装或搬运时受伤

- Do not loosen any screws inside the machine to ensure water and dust resistance

勿松开本机内部之任何螺丝，以确保防水，防尘

- If there is smoke or open fire after the power is turned on, please turn off the power immediately and notify professionals for maintenance.

通电后若发烟，明火之情形，请立即关闭电源并通知专业人员检修。

**\*maintenance method 维护方法\*:**

- To ensure the best lighting effect, please clean the product regularly (once a year is recommended to affect the heat dissipation due to dust adhesion to the cooling surface)

为确保最佳照明效果，请定期清理产品（建议一年一次，以防尘附着散热表面影响散热）

- When cleaning the surface of the product, please wipe it with a dry soft cloth. Alcohol can be used to clean it, but no other solvents can be used to prevent damage to the surface

清理产品表面时请用干软布擦拭，可使用酒精清洗，但不可使用其他溶剂以防损坏表面

**\*Attention (注意事项)\*:**

- Failure to follow the instructions may be dangerous

未按照说明书操作可能会有危险

- Illegal operation may damage your belongings and even endanger your personal safety

违章操作可能损坏你的物品，甚至会危害到人身安全